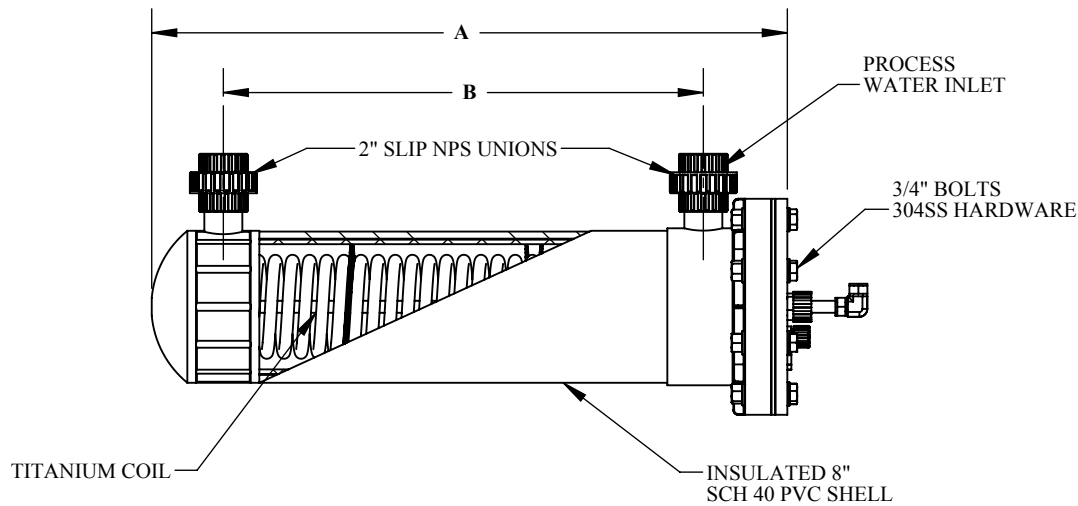
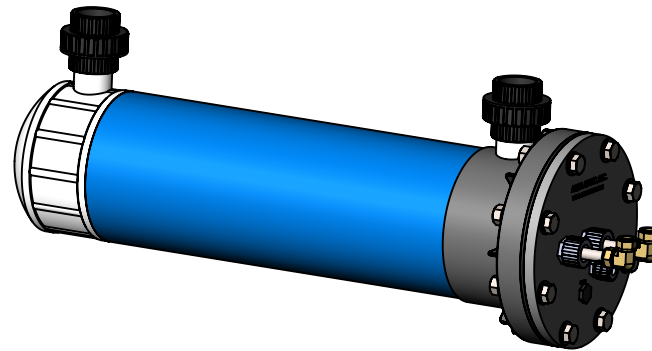
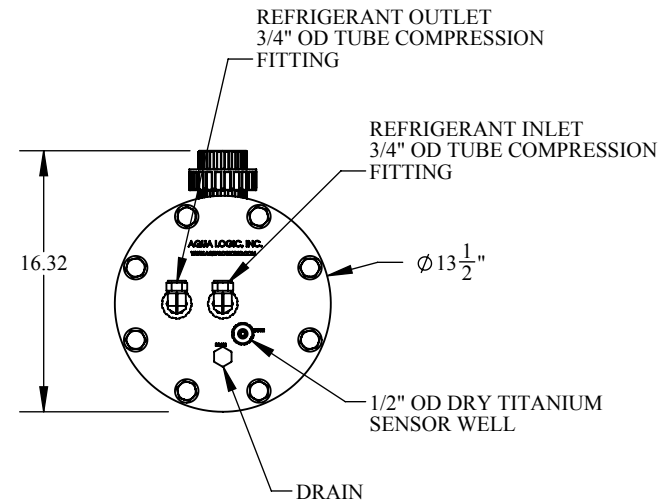


HX-24-S THRU HX-60-S HEAT EXCHANGERS



FRONT



FLANGE END

HEAT EXCHANGER SPECIFICATIONS						
MODEL #	TONS	*NOMINAL BTUH / KW	WATER FLOW RATE MIN / MAX (GPM)	A	B	DRY WEIGHT (LBS)
HX-24-S	2	24,000 / 7	20 / 40	25"	15"	45
HX-36-S	3	36,000 / 10.5	20 / 40	32"	22"	50
HX-48-S	4	48,000 / 14	30 / 60	40"	30"	55
HX-60-S	5	60,000 / 17.5	30 / 60	47 1/2"	37 1/2"	60

NOTE:

- *NOMINAL BTUH CAN VARY, CONSULT AQUA LOGIC FOR ACCURATE SIZING FOR SPECIFIC APPLICATION.
- BTUH RATING IS BASED ON USE OF R-410A REFRIGERANT.
- USED WITH THESE TYPES OF REFRIGERANTS:
R-410A, R-22, R-404A, R-134A, R-407A.
- ALL DIMENSIONS ARE APPROXIMATE AND MAY CHANGE AT ANY TIME.

OPTION:

- SCH 80 SHELL MATERIAL CONTRUCTION.
- 316 STAINLESS STEEL HARDWARE.



9558 Camino Ruiz, San Diego, CA 92126

<p>* COPYRIGHT *</p> <p>These drawings including design idea and construction techniques herein are the sole property of Aqua Logic Inc. They shall not be revised, copied, or reproduced in any manner without the written consent of Aqua Logic Inc.</p>		DRAWING #		SHEET TITLE	
		DESCRIPTION TITANIUM TUBE IN SHELL		HX-24-S THRU HX-60-S SPECIFICATIONS	
DRAWN BY Arnaldo Guzman	DATE 4/29/2016	REVISION	SCALE 1:12	SHEET # 1 OF 1	