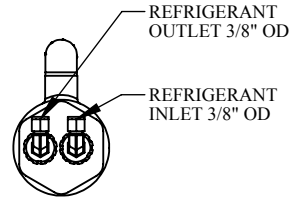
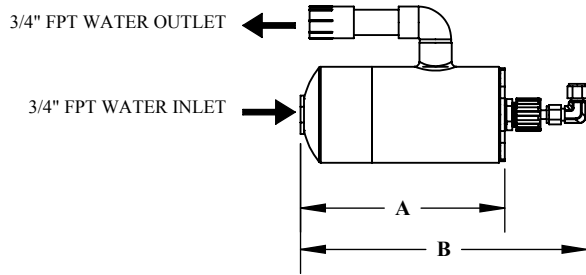
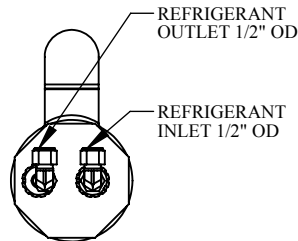
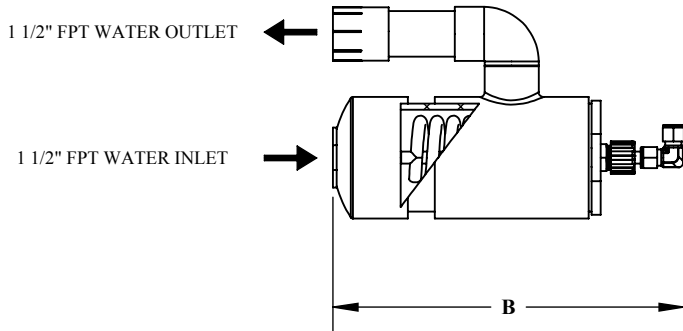


HX-3-S THRU HX-18-S

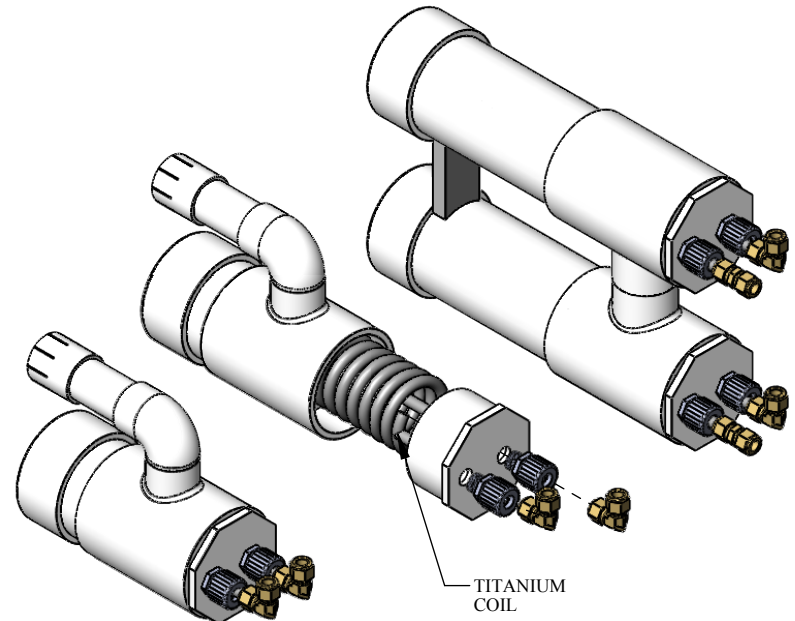
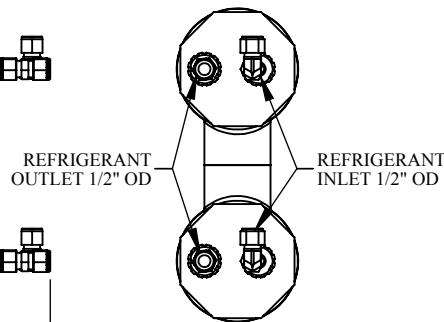
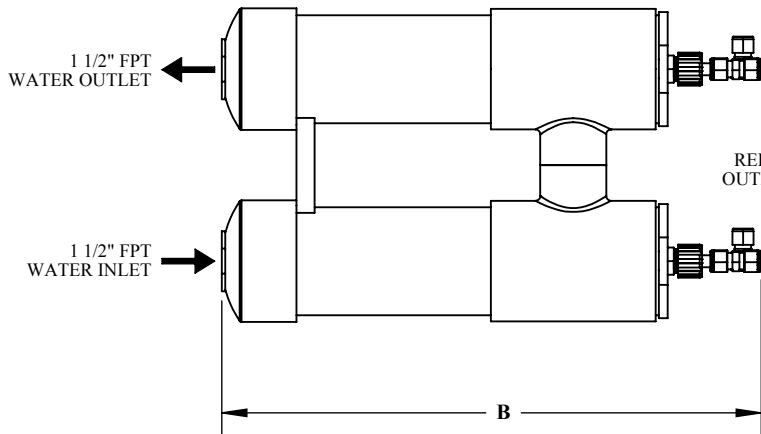
HX-3S THRU HX-4S



HX-6S THRU HX-12S



HX-18S



HEAT EXCHANGER SPECIFICATIONS					
MODEL#	NOMINAL HP / BTUH / KW	A	B	WATER FLOW RATE MIN / MAX (GPM)	DRY WEIGHT (LBS)
HX-3-S	1/4 / 3,000 / .8	8 1/2"	12"	8 / 15	5
HX-4-S	1/3 / 4,000 / 1.2	9 1/4"	12 3/4"	10 / 20	6
HX-6-S	1/2 / 6,000 / 1.8	11 1/4"	15"	12 / 25	9
HX-9-S	3/4 / 9,500 / 2.6	18"	21 1/2"	20 / 35	16
HX-12-S	1 / 12,000 / 3.5	21"	24 1/2"	25 / 40	18
HX-18-S	1 1/2 / 18,000 / 5.3	18 1/2"	22 1/2"	25 / 40	26

NOTE:

• *NOMINAL BTUH CAN VARY, CONSULT AQUA LOGIC FOR ACCURATE SIZING FOR SPECIFIC APPLICATION.

• BTUH RATING IS BASED ON USE OF R-134A REFRIGERANT.

• USED WITH THESE TYPES OF REFRIGERANTS:
R-410A, R-22, R-404A, R-134A, R-407A.

• ALL DIMENSIONS ARE APPROXIMATE AND MAY CHANGE AT ANY TIME.



9558 Camino Ruiz, San Diego, CA 92126

DRAWING # PDF-0006 SHEET TITLE

HX-3-S THRU HX-18-S SPECIFICATIONS

* COPYRIGHT *
These drawings including design idea and construction techniques herein are the sole property of Aqua Logic Inc. They shall not be revised, copied, or reproduced in any manner without the written consent of Aqua Logic Inc.

DESCRIPTION
TITANIUM TUBE IN SHELL

DRAWN BY DATE REVISION SCALE SHEET #

10/26/2018

REVISION

1:8

1 OF 1