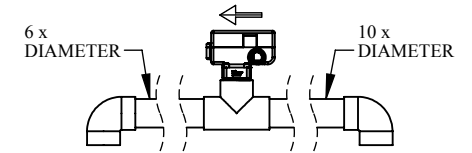
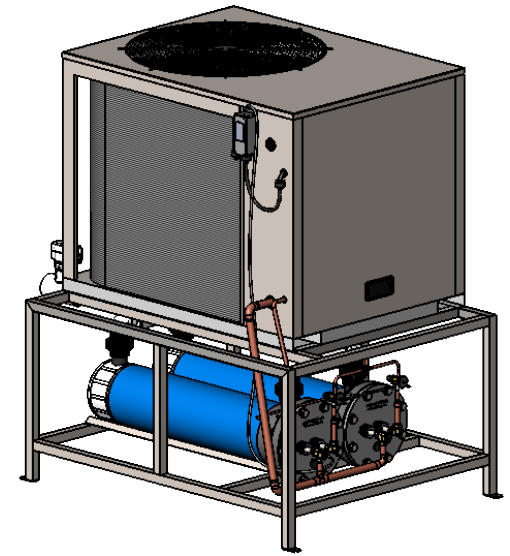
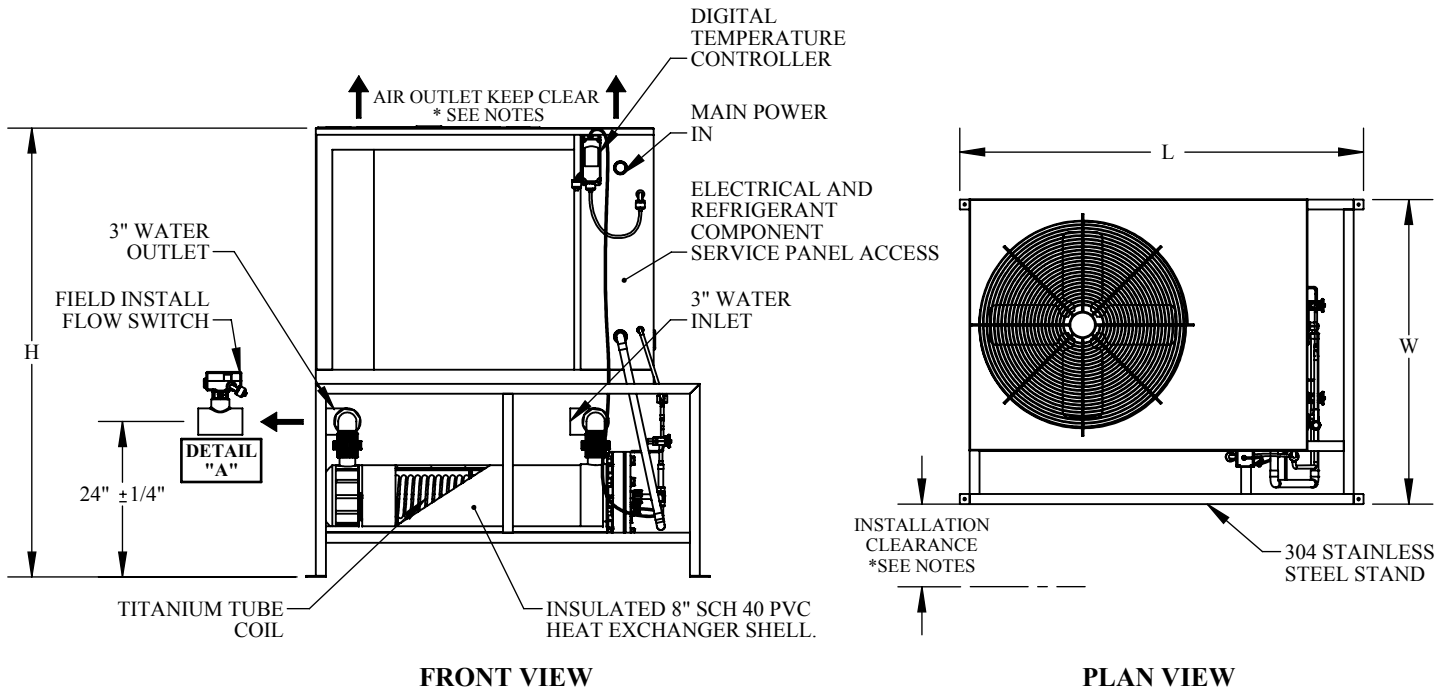


# MT-9 THRU MT-12 SPECIFICATION

FOR INDOOR OR OUTDOOR FRESH AND SALT WATER APPLICATIONS



**IMPORTANT!**  
**DETAIL "A"**

- FLOW SWITCH MUST BE FIELD INSTALLED HORIZONTALLY WITH NO LESS THAN 10 TIMES THE DIAMETER OF STRAIGHT PIPE ON THE INLET SIDE AND NO LESS THAN 6 TIMES THE DIAMETER ON THE OUTLET SIDE.

\*INLET, OUTLET AND FLOW SWITCH ARE 3" (SLIP) CONNECTIONS.

MULTI-TEMP WATER CHILLERS											
MODEL NO.	NOMINAL TONS / BTUH / KW	VOLTS / PHASE	AMPS RLA / LRA	WATER FLOW RATE (GPM)	AIR OULET (CFM)	MCA	MAX FUSE / CIRCUIT BREAKER	L	W	H	SHIPPING WEIGHT (-lbs.)
MT-9	7.5 / 90K / 26.3	208 - 240 / 3	28 / 164	60 / 120	5100	34	50	51"	42"	68"	670
MT-9-460	7.5 / 90K / 26.3	460 / 3	15 / 100	60 / 120	5100	17	25	51"	42"	68"	675
MT-10	10 / 120K / 35.1	208 - 240 / 3	35 / 225	60 / 120	7500	46	70	61"	46"	68"	815
MT-10-460	10 / 120K / 35.1	460 / 3	19 / 114	60 / 120	7500	25	40	61"	46"	68"	815
MT-12	12.5 / 150K / 43.9	208 - 240 / 3	50 / 149	60 / 120	7800	55	70	61"	46"	74"	965
MT-12-460	12.5 / 150K / 43.9	460 / 3	27 / 75	60 / 120	7800	26	35	61"	46"	74"	965

\*NORMAL OPERATING AMBIENT AIR TEMPERATURE: 50°F - 115°F.  
 \*ADD LOW AMBIENT HEAD PRESSURE CONTROL FOR OPERATING IN AMBIENT AIR TEMPERATURES FROM 0°F TO 50°F.  
 CONSULT AQUA LOGIC IF OPERATING AT TEMPERATURES OUTSIDE THESE RANGES.

**\*NOTES:**

- TOP DISCHARGE AREA SHOULD BE UNRESTRICTED FOR 100 INCHES MINIMUM.
- UNIT SHOULD BE PLACED SO ROOF RUN-OFF WATER DOES NOT POUR DIRECTLY ON UNIT.
- MINIMUM CLEARANCE FOR PROPER OPERATION IS 36 INCHES FROM WALLS, SHRUBBERY, FENCES, ETC.
- MINIMUM CLEARANCE BETWEEN ADJACENT UNITS IS 72 INCHES.
- ALL DIMENSIONS ARE APPROXIMATE AND CAN CHANGE AT ANY TIME.

**OPTIONS:**

- SCH 80 SHELL CONSTRUCTION.
- 316 STAINLESS STEEL STAND AND HARDWARE.
- LOW AMBIENT HEAD PRESSURE CONTROL.
- HAIL GUARDS TO PROTECT CONDENSER FINS.
- COASTAL MARINE CONDENSER COATING.



9558 Camino Ruiz, San Diego, CA 92126

DRAWING # PDF-0051 SHEET TITLE

**MT-9 THRU MT-12 SPECIFICATIONS**

\* COPYRIGHT \*  
 These drawings including design idea and construction techniques herein are the sole property of Aqua Logic Inc. They shall not be revised, copied, or reproduced in any manner without the written consent of Aqua Logic Inc.

DESCRIPTION  
 MULTI TEMP AIR COOLED WATER CHILLER

DRAWN BY Arnaldo Guzman	DATE 2/13/2019	REVISION	SCALE 1:29	SHEET # 1 OF 1
----------------------------	-------------------	----------	---------------	-------------------